



RoadLazer™ Line Stripers

Graco's Road Striping System



PROVEN QUALITY. LEADING TECHNOLOGY.



Table of Contents

Superior Striping Solutions 1

Simple, One-person Operation 2

Stripe with Confidence 3

***Proven* by Professionals 4**

RoadLazer Technology Leads the Competition 5

Features You Asked For 6

Line Tracking System 7-8

Video Guidance System 9-10

Road Striping Controller 11-12

Road Striping Gun 13-14

Road Striping Bead Gun 15-16

Endless Application Options 17-18

Specifications 19

Accessories 20



Welcome...

Welcome to a whole new world of line striping possibilities.

At Graco, we are confident that you will be pleased with our professional line of high quality road striping solutions. This informational guide is designed to answer many of your questions about Graco's professional line of striping equipment. Please save it for future reference.

At Graco, we strive to offer a wide array of the highest quality striping solutions around the world. From walk-behinds to computerized striping layout units, Graco offers labor savings and increased production to stripe with confidence.

Again, welcome. Please don't hesitate to let us know how we can make your striping business the best it can be!

Graco Customer Service
1-800-690-2894





Superior Striping Solutions

Moving Ahead in the Industry

In 1990, Graco introduced its first contractor grade walk-behind line striper – the LineLazer™. The acceptance was overwhelming! Street maintenance workers to striping contractors finally achieved sharp, consistent lines with 2 to 4 times more productivity than the old stand-by air spray units. Plus, overspray and water base striping problems virtually disappeared. With thousands of LineLasers in use today, Graco has become the worldwide industry leader.

Now we're taking all the advantages of our walk-behind stripers to the road. Introducing the RoadLazer™ – Graco's patented hydraulic truck-mounted striping system. We're turning your concerns into technologically-superior solutions.

Water base Compatibility

The RoadLazer is designed with 300 Series Grade wetted parts, offering 100% chemical compatibility with all traffic paints including today's newer pH-sensitive waterborne paint formulations.

Airless Technology

Airless striping produces precise lines every time, without excessive overspray or the fuzzy, uneven lines normally associated with air spray striping. Plus, you achieve faster drying times, consistent paint thicknesses and water base lines that look like tape.

Productivity

Achieve accurate lines without losing pace. The RoadLazer applies reflectorized airless lines at highly productive speeds – up to 10 mph (16 kph). Line widths to 36 inch (914 mm) are possible with the optional third gun kit. And simultaneous dual-color striping is no problem. Amazing productivity!

Simplicity

Loading and unloading is easily done by one person without forklifts or overhead cranes. The unique Video Guidance System offers direct, in-line viewing while striping, so no additional operator is needed for observing restripe applications. Plus, the Graco Controller offers our innovative system delay feature, which means the operator doesn't have to look back to match the lines anymore. One person now does the job of two.

Low Cost

RoadLazer is the lowest total cost system on the market today: lower unit price, lower maintenance costs, half the labor costs, better paint and bead utilization and lower total trucking costs. Comparable units may cost twice as much!



Simple, One-person Operation

Simple Start-up

You're ready to spray within minutes of hook up. Simply couple the hitches, hook the safety chains, plug in the electric components and install the siphon hose(s) into the drum(s). Choose your color and set the pressure control knob. Then, align your guns to stripe up to two lines in one or two colors with glass beading.



RoadLazer Controller

With the innovative patent pending system delay feature, there is no need for the operator to turn around to accurately match restriping starting points. Simple toggle sequences allows for "eyes on the road" driving. These create a much safer environment while dramatically improving striping results.

Highest Quality Road Lines

Once on the road, you'll experience unsurpassed airless line quality compared to less efficient air spray lines. Bead guns efficiently and accurately apply glass beads to the airless lines to meet the most stringent retroreflectivity requirements.

Quick Switch Striping Colors

Switch easily from yellow to white striping in seconds. Effortlessly change from centerline to edge-line striping without unbolting, twisting or reversing your gun carriage.

Easy Transport and Storage

The RoadLazer is easily and safely transported from one location to another, even at highway speeds. Plus, the RoadLazer uses very little shop space when stored. In fact, three RoadLazars can be stored in the parking slot normally reserved for a striping truck!





Stripe with Confidence

Enjoy the benefits of in-line viewing with Graco's Video Guidance System. Now edge-lining is easier than centerline striping. Previously, edge-lining required two operators or a dual steering vehicle. Now it is reduced to one operator – with better results. That's technology and labor savings in one compact package!

Video Guidance System

The RoadLazer offers an optional Video Guidance System, providing optimum forward viewing for checking alignment while restriping existing lines or following control marks when applying new lines. The on-screen vertical sighting lines ensure accuracy, whether spraying curved or straight lines. And the high-quality color video screen provides excellent visibility in bright sunlight and enhanced viewing in low light conditions.

Controller

The RoadLazer's Controller is what simplifies the striping process. A touch of a toggle controls the programming, pattern selection and guns. The controls are easy to memorize so commands quickly become automatic without requiring eye contact. Plus, the ergonomic toggles are sturdy, positive and easy to use. The entire system is within easy reach of the operator, thanks to the supplied 30 ft (9 m) control cable. What's more, all the programmed information is retained, even if power is lost.



Choose from these Menu Choices:

- 1 MPH/Skip Cycle Set-up (Main Menu)**
Easily adjusts spaces up to 1000 ft (305 m) and skips up to 100 ft (30.5 m). Also references your MPH quickly.
- 2 Footage Counter and Totalizer (Optional)**
To simplify billing, this feature accurately tracks and records each gun's actual line footage in skip lines, single lines and double lines. With the optional Totalizing Meter Kit, you can also monitor gallons used, as well as the linear feet per gallon application rate. This feature can tell you exactly what your application costs are!
- 3 System Delay**
This exclusive, patent pending option offers a preset delay of the On/Off of all paint guns, eliminating the need to look back at guns when restriping and matching existing lines.
- 4 Auto Cycle Set-Up**
Precisely measure existing cycle distance and skip distance without leaving the cab. Change cycle length in an instant!
- 5 Skip Line Pattern Set-Up**
Allows operator to customize the Controller to start the skip line cycle with either paint or space.
- 6 Pre-Marking**
Offers precise pre-marking at higher speeds, up to 20 mph (32 kph), for laying out striping, thermo, tape and reflective pavement marking jobs.
- 7 Standard/Metric and Contrast Adjustment**
Easy, on-screen conversion and screen view adjustment for varying light conditions.
- 8 Paint On/Off Delay**
Saves paint and time. This feature accurately compensates paint On/Off to precisely match existing line and beads. Helps to synchronize the paint and bead guns.
- 9 Bead On/Off Delay**
No bead waste! Accurately match beads to the paint pattern while striping.
- 10 Power On/Off**
Not only powers up the Controller but also serves as an emergency shut-down device for the RoadLazer's engine, compressor and hydraulic system.

Proven by Professionals

Hear what the professionals are saying...

"When we started using the RoadLazer, I didn't realize how much it was going to save in labor and time. It's a real money-saver. I don't have to assemble an entire crew to handle a construction zone. I just send one guy and he's in and out of the job site fast! This allows me to use my highway stripers more effectively.

Another time-saver is the computerized inventory. I run a total volume inventory each day to track how many gallons we're striping. This is important when we're striping for other cities. The RoadLazer is the first system to provide such valuable information so easily.

But one of the biggest reasons we purchased the RoadLazer was for versatility. It's easy to hook and unhook so we can use the truck for other jobs. A dedicated striper costs too much to sit idle especially during the winter months. And I must say, airless by far produces the cleanest lines, which is important when dealing with quality control."



*Vincent Schwartz: Maintenance & Construction Supervisor, Ramsey County
Department of Public Works, Shoreview, Minnesota*

Ramsey County, an urban area with high traffic volumes, stripes their roads annually. They also stripe roads for many cities within the county as inter-governmental support. They purchased the RoadLazer for striping large intersections with multiple lanes, arrows, medians and hash marks. So far, they've seen real time and money savings!




RoadLazer Technology Leads the Competition

Bead Tank

With 330 lbs (150 kg) capacity, the ASME-rated bead tank easily handles one 55 gal (208 L) drum of paint per fill at a 6 lbs (2.7 kg) per gallon application rate. The tank has a huge 14 in (356 mm) fill spout for efficient bead loading.

Spray Gun Boom Arm

Uniquely designed forward reaching gun arm positions the spray guns closer to the pivot point of the vehicle, allowing for straighter lines and more accurate curves. Moves from centerline to edge-line applications in seconds without tools



Master Caster Wheel

This tough wheel supports much of the system weight, allowing the RoadLazer to be used with smaller trucks, which was never before possible. The patented variable-resistance bearing design with dual heavy-duty shocks allows for straight tracking, as well as elimination of wheel-wobble. Plus, it's safety rated at highway speeds.

Features You Asked For...



Viscount 1 Pump

Made of 300 series SST, these Severe-Duty™ pumps offer 100% chemical compatibility with all traffic paints, including today's new high performance waterborne paints. This ensures complete system integrity without concern for paint separation, jelling or failure. Graco proven hydraulic piston pumps provide longest life and lowest maintenance cost.



Optional Flow Totalizing

When tied to the Graco Controller, the optional totalizer provides the operator with a running total of paint gallons used, offering advance notice to load paint. Also, the Controller calculates the gallons used versus the linear feet applied to give a precise reading of linear feet the machine is applying per gallon of paint. This figure instantly lets you know the film build applied and how profitable the job was.

Dual Hitch Brackets

Easily converts a standard trailer hitch to accept RoadLazer mounts. Dual hitch design makes the RoadLazer part of the striping vehicle rather than a tow-behind striper with a single, articulating hitch. The RoadLazer tracks with the truck, not behind it, delivering straighter lines and smooth transitions into curves.

Simple Controls

The novice striper quickly readies the RoadLazer like a pro. A single knob consistently adjusts pump pressure to all airless pumps. A second knob precisely adjusts bead flow to all bead guns.

Siphon Tubes

Pump from original paint drums for easy start-up and no tank maintenance.



Paint Spray Gun

300 grade SST wetted parts offer complete chemical compatibility. The oversized Tungsten Carbide ball seat assures excellent abrasion resistance with the toughest paints. In addition, large full flow passages and the larger orifice allows the highest flow rates possible! Paint and bead guns have the same air valves and housings for less parts inventory.

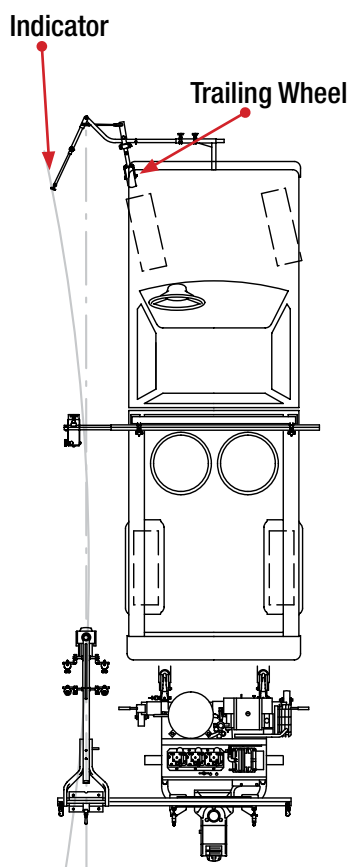


Bead Spray Gun

The industry's most reliable bead gun offers 50% better On/Off control and 0 to 40 lbs (18 kg) per minute dispensing capability. The innovative tear-drop needle design encourages laminar bead flow through the gun, eliminating the chattering often found in competitive guns.



Line Tracking System



Accuracy in Motion

Unlike fixed pointers, the RoadLazer Line Tracking System uses a trailing wheel and linkage to precisely indicate the path of paint gun travel. Whether striping a tight radius, sweeping curve, or straight line, simply place the indicator above the existing stripe or reference marks, and the Line Tracking System does the rest, assuring that you'll accurately hit the line regardless of skill level.

- All pivot points on the Line Tracking System are sealed, precision cone bearings, so even the slightest wheel travel is transferred to the indicator.
- The Line Tracking System adjusts for trucks of all wheelbase lengths with a simple adjustment to one moving part.

Simplicity in Motion

Other line striping systems get complicated when they start to move. Not true with the Line Tracking System. The simple operation allows operators of all skill levels to hit restripes on the first try.

- The Line Tracking System telegraphs the movement of the paint guns; thus wherever the indicator goes, the guns will follow. Transitions into and out of curves simply require keeping the pointer above the line.
- From an operator's standpoint, edge-line striping is no different than center-line striping. Once the spray guns are moved to the passenger side of the truck, the Line Tracking System and Video Guidance System accessory can be switched over and re-aligned with the spray guns in minutes.

Safety in Motion

No operators in the back of the truck to worry about and less attention to adjustments and guesswork means more attention to the road, increasing driving safety and productivity.

- Using the Video Guidance System accessory, the driver gets a clear, long-shot video display of edge lines and center lines from the comfort and safety of the truck cab. There's no need to hang or even look out the side windows.
- During use, the Line Tracking System is close to the truck, so the driver is not hampered by increased clearance concerns. During transport, the wheel and pointer are easily stowed within the truck dimensions with no disassembly.

Specifications

Complete Line Tracking System	Kit 241880
Operating Speed	Up to 12 mph (19 km/hour)
Weight	50 lb (23 kg)
Dimensions –	
with wheel arm parallel to ground	32 in L x 69 in W x 12 in H (810 mm x 1750 mm x 305 mm)
Instruction Manual	309008



The One-Person Show

Graco's RoadLazer Line Tracking System is standard on all RoadLazer models and designed to make accurate striping and restriping a simple operation performed by one person – the driver. The Line Tracking System used with the optional Video Guidance System enables a driver working alone.

Know where your guns are...

The trailing wheel of the Line Tracking System transfers motion to the indicator to show where the spray guns will follow.

...while looking forward!



Using the Video Guidance System Accessory



Curve Striping

Restriping a curve or straight stretch, the operator watches the video screen and simply steers the truck to keep the indicator above the line and the spray guns follow.



Straight Striping

Restriping a straight stretch, the operator watches the video screen and lines up the indicator along the line to an infinite distance, eliminating the need for frequent corrections.





Video Guidance System

Accuracy


- The video screen simultaneously shows the roadway immediately under the pointer as well as the horizon. This allows the operator to sight ahead for straight lines and precisely track through curves.
- The video camera adjusts for perfect alignment with the spray guns and pointer for repeatable and effortless straight and curved lines.
- When the pointer is used in conjunction with the system delay feature, the operator always faces forward for precise starts and stops.

Ease of Use

- Changing from center-line to edge-line striping is accomplished in minutes.
- Forward viewing is easy on the operator without sacrificing straight line quality.
- The color video screen system ensures excellent visibility even in low-light conditions.
- The small profile video monitor mounts conveniently in the truck cab without obstructing forward vision, and ON/OFF and brightness adjustments are within easy reach.

Labor Savings

- One operator easily applies temporary, new, and restripe lines, eliminating the need for a rear operator.
- Difficult-to-follow edge-line striping no longer takes two operators or a dual steering vehicle.
- For one third the price of a typical striping truck, you can combine a RoadLazer and Video Guidance System – the lowest cost and most accurate, convenient, economical, and easy-to-use road striper available.



Tracing curves is easy. Simply keep the indicator on the existing line or reference marks. The Line Tracking System compensates for curved lines, indicating where the spray guns will follow.



The Complete Picture

Graco's Video Guidance System makes striping a single-person operation. It offers excellent forward viewing for checking alignment while restriping and for following control marks when applying new lines. That's incredible labor savings with increased production and improved quality.



For effortless straight lines that are Lazer sharp, sight higher on the indicator, reducing the need for frequent corrections.

When used with the System Delay feature, the indicator chain becomes the forward start/stop point. NO MORE LOOKING BACK AT THE GUNS TO SEE WHERE THE LINE STARTS AND STOPS!

Spray Tip Recommendations

Complete Video Guidance System238683

Electrical Requirements

Camera	12 vdc
Monitor	12 vdc
Operating Temperature	32° to 130° F (0° to 54° C)
Camera and Bracket	15 lb (6.8 kg)
Monitor	3 lb (1.4 kg)

Dimensions

Camera and Bracket	11 in L x 77 in W x 8 in H (280 mm x 1960 mm x 205 mm)
Monitor	8 in L x 9 in W x 9 in H (205 mm x 230 mm x 230 mm)
Additional Camera and Enclosure	238947*
Additional Power Cable	192232
Instruction Manual	309008

*Does not include hardware or mounting brackets





Road Striping Controller

VERSATILE MENU OPTIONS:

MPH/Skip Cycle Set-Up (Main Menu)

Easily adjust spaces up to 1000 ft and skips up to 100 ft. Offers a continuous display reference for MPH, skip cycle measurements and skip cycle mode.

Footage Counter & Totalizer (Optional)

Accurately tracks and records each gun's actual linear footage in skip lines, single line and double lines. Optional Totalizing Meter kits monitor the actual paint gallons sprayed, and automatically calculates and registers the average application rate in terms of linear feet per gallon.

System Delay Set-Up

Enables the operator to always look forward for straighter lines while eliminating the need to look back to match start and stop points.

Auto Cycle Set-Up

Precisely measures existing lines cycle distance and skip distance without leaving the cab. Also changes the cycle length instantly.

Skip Line Pattern Set-Up

Customize the Controller to meet the job requirements. Start the skip line cycle with either paint or space.

Pre-Marking

Offers precise pre-marking at speeds up to 20 MPH for initial layout of striping, thermoplastic, tape and reflective pavement marking jobs.

Quality Design

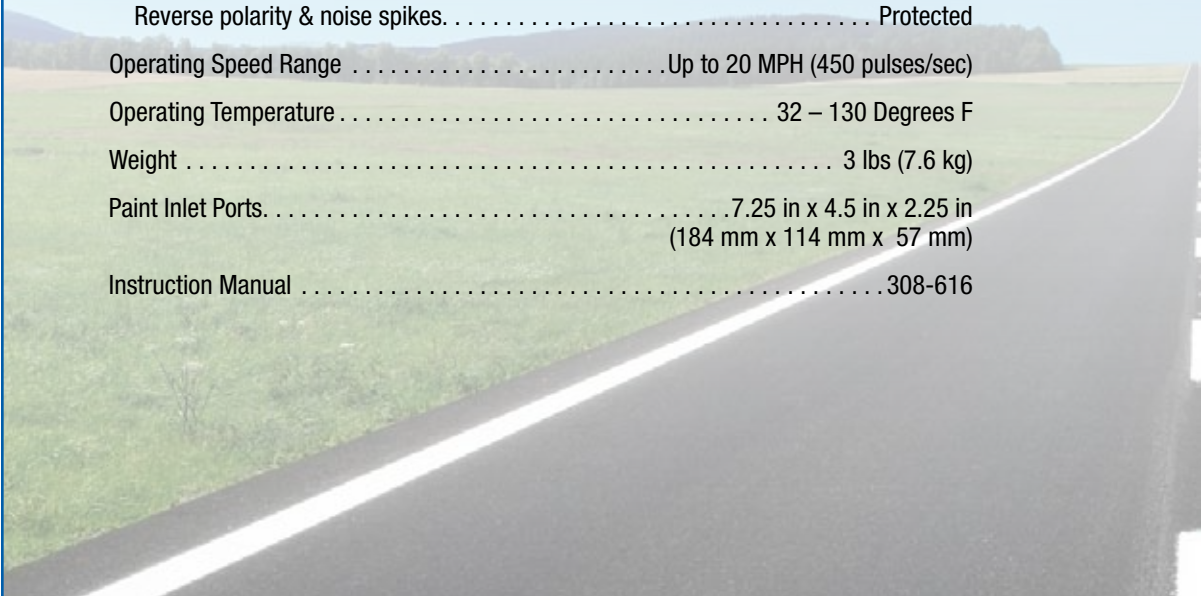
- Compact, rugged design takes up very little cab space.
- High definition screen for quick, at-a-glance operation.
- Water-resistant for long life in everyday conditions.
- Meets military specifications for a variety of applications.
- Proximity Sensor offers no moving parts to eliminate wear and constant adjustments.
- Built in audible high/low speed monitor assures consistent film build.
- Quick, disconnect input/output 30 ft. (9.1 m) cable/pin connector for convenient use.
- Includes footage counters as a standard feature.
- System delay feature eliminates the need to turn around to match lines on re-stripe jobs.

Specifications

Part No. (Control only) 238-050, Series A


Electrical Requirements

Control	12 Vdc
Sender Input	12 Vdc
Ground	Negative
Gun output switching to ground	2A Maximum
Reverse polarity & noise spikes.	Protected
Operating Speed Range	Up to 20 MPH (450 pulses/sec)
Operating Temperature	32 – 130 Degrees F
Weight	3 lbs (7.6 kg)
Paint Inlet Ports.725 in x 4.5 in x 2.25 in (184 mm x 114 mm x 57 mm)
Instruction Manual	308-616



Take the Ultimate Control

Graco's Road Striping Controller leads the way in simplifying the striping process. A touch of a toggle controls the programming, pattern selection and guns. The controls are easy to memorize so commands are automatic without constant eye contact. Plus, the ergonomic toggles are sturdy, positively actuate, and easy to use.



VERSATILE MENU OPTIONS:

Contrast Adjustment

Easily adjust the display's visual contrast to available light conditions.

Configuration Set-Up

Offers the immediate choice of metric or standard units of measure.

Calibration Set-Up

Calibrate the system with a touch of the button without external adjustments.

Audible Speed Alarm

Adjustable, audible speed alarm works within 2 and 15 MPH. No need to look at the speedometer to maintain accurate paint film build.

Paint On/Off Delay

Accurately compensates paint On/Off to precisely match existing line and beads.

Bead On/Off Delay

Precisely match beads to the paint pattern while striping to minimize bead waste.

Power On/Off

Acts as an On/Off switch while serving as an emergency shut-down of all active systems on the RoadLazer Stripper.





Road Striping Gun

Quality Design

- 300 grade SST design assures chemical compatibility with all high performance waterborne paints.
- Lowest paint gun exit velocities ensure long life, regardless of tip size.
- Consistently performs on demand despite the harsh gun carriage environment.
- Dual ported fluid chamber allows many fluid circuit options including hot/cold recirculation; dual color porting; flush port, or dead-end/non-circulating.
- Divorced design prevents paint contamination from entering the air chamber in the event of seal failure, to maximize uptime.

Wear Resistance

- Unlike 400 Grade SST and Aluminum found in competitive guns, the Graco striping gun offers all wetted gun parts made from Corrosion-Resistant 300 Grade SST which assures complete chemical compatibility with waterborne traffic paints and the high PH levels found in high performance waterborne paints.
- 300 Grade SST meets industry requirements for all waterborne paints and high solids, solvent-based traffic paints.
- Tungsten Carbide Seat offers abrasion resistance when spraying high solid materials at higher pressures, extending gun life.
- Oversized porting and clearances in the gun allow a smooth, undisturbed paint flow with very low shear.

Superior Performance

- Airless atomization offers consistent, high quality lines with virtually no overspray.
- Powerful air actuation piston and high tension needle spring guarantees instant starts and stops for reliable operation day in and day out!
- Large orifice increases productivity capability by allowing more material to flow through.
- Enlarged fluid inlet ports and 3/8 in (3.1 mm) hose provide unrestricted flow to tip.

Spray Tip Recommendations


Travel Speed in MPH (KPH) - Based on 15 mils (.06 mm) wet paint

	3 (5)	4 (6)	5 (8)	6 (10)	7 (11)	8 (12)	9 (14)	10 (16)	11 (18)	12 (19)
Paint Tip Size @ 1500 psi (102 bar)										
4 in (101 mm) line	333	339	343	349	351	355	357	359	361	365
6 in (152 mm) line	441	448	451	457	459	461	465			
12 in (304 mm) line	649	653	653	655	655					



The One-Person Show

To meet the needs of this changing industry, Graco has focused its design efforts on chemically compliant striping equipment. Graco's Road Striping Gun is designed with 300 Grade SST to handle today's higher performance waterborne paints. To you, this means trouble-free operation and equipment designed to last!



Specifications

Part No.	238-377
Working Pressure	3,000 psi (210 bar)
Fluid Housing, Packing Assembly	300 Grade SST
Outlet Seat	Tungsten Carbide
Paint Outlet Size	3/8 in (3.1 mm)
Paint Inlet Ports	3/8 in (3.1 mm)





Road Striping Bead Gun

Quality Design

- Teardrop-shaped needle produces smooth flow around the needle surface, to limit bead turbulence (bead chatter) and encourage a smooth laminar flow within the gun.
- Hardened Stainless Steel Seat offers abrasion resistance even when exposed to moist air.
- Surfaced-hardened bead spreader is additionally protected with a chrome plating to minimize bead abrasion for the longest life and simplest clean up.
- Graco's bead gun shares the same air valves and housings as the paint striping gun to reduce onsite inventory.

Reliable Operation

- Very few moving parts ensures reliable operation while minimizing maintenance costs.
- Oversized Air Piston & Spring Assembly ensures instant starts and stops for accurate matching painted lines and for increased reliability.
- Divorced design prevents bead contamination of the air chamber in the event of seal failure, protecting internal parts.

Powerful Performance

- 50% better on/off control than competitive models for unsurpassed performance.
- 0 – 40 pounds per minute dispensing capability for maximum productivity.

Bead Delivery

<i>Speed</i>	<i>Pounds per Gallon Application Requirement (kg/L)</i>		
MPH (KPH)	4.0 (.48)	6.0 (.72)	8.0 (.96)
4 (6.4)	4.7 (2.2)	7.1 (3.2)	9.5 (4.3)
6 (9.6)	7.1 (3.2)	10.7 (4.9)	14.2 (6.4)
8 (12.8)	9.5 (4.3)	14.2 (6.4)	19.0 (8.6)
10 (16.0)	11.9 (5.4)	17.8 (8.1)	23.7 (10.8)
12 (19.2)	14.2 (6.4)	21.3 (9.7)	28.4 (12.9)

Bead coverage with 0.234 nozzle. Based on 15 mil paint application.



The Ultimate Solution

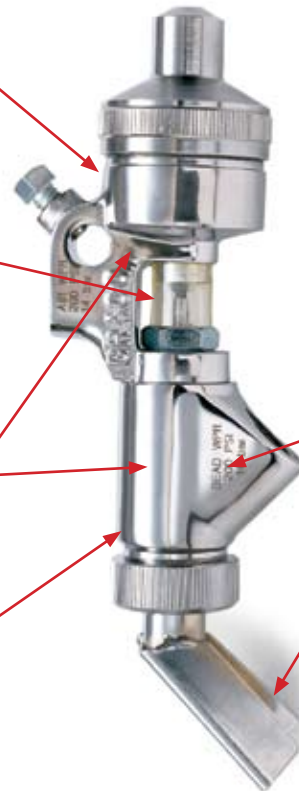
As retroreflectivity requirements get more stringent, randomly applying glass beads over painted road lines is no longer an option. You need a gun that applies glass beads with unwavering reliability, absolute consistency and at repeatable bead velocities to assure precise bead embedment. You need the new glass bead gun from Graco.

Oversized Air Piston & Spring Assembly ensure instant start and stop for reliable operation.

Protective Guard prevents paint or bead build-up, minimizing downtime.

Divorced Design prevents paint contamination from entering the air chamber in the event of seal failure, minimizing internal parts damage.

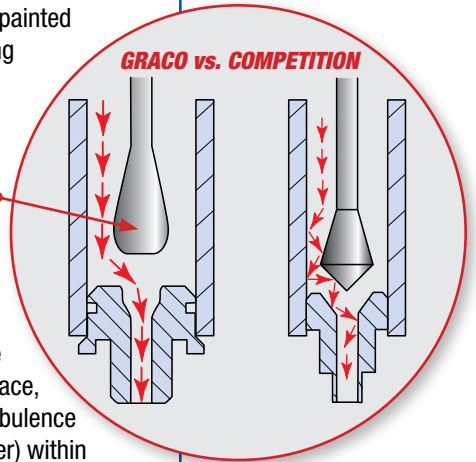
Smooth Bead Entry ensures consistent bead application.



Graco offers tear-drop needle design so beads flow smoothly around the needle surface, limiting turbulence (bead chatter) within the gun for extended life.

Hardened Stainless Steel Seat resists abrasion, extending gun life.

Surfaced-Hardened Bead Spreader is designed with a chrome plated body, protecting against bead abrasion for long life.



Specifications (Includes 1 gun, 1 deflector and 4 SST nozzles)

Part No.	238-338
Air Actuated Trigger	
Operating Pressure50 - 200 psi (3 - 12 bar) max
Air Connection	1/4 npt(f) air inlet
Bead Connection	3/4 npt(f) bead inlet
Glass Bead Output.	2 to 40 lb/min (.9 to 18 kg/min)
Air Consumption	2 to 7 cfm
Spray Width.	2 to 10 in (50 to 250 mm)

For wider line applications (8"-16") we suggest P/N 239-695 Wide Bead Deflector



Endless Application Options



1/2, 3/4 or 1-Ton Pickups

The RoadLazer easily installs to a 1/2, 3/4, or 1-ton pickup without sacrificing the balance of the truck. With the RoadLazer installed, there's plenty of bed space available for additional paint and beads, stencils, walk-behind stripers, blowers and line eradicators.



Highway Exits

Exit or entrance ramps require 12 in (305 mm) lines. So if you have to clear the road fast in case of heavy traffic, RoadLazer quickly gets the job done. The "smaller" truck nimbly moves around in these tight quarters.



Crosswalks and Legends

RoadLazer meets the demands of multipurpose use. From striping country roads to quickly applying crosswalks to precision stenciling, you can do it all with the RoadLazer.



Pre-Marking for Tape

The pre-marking menu on the controller greatly simplifies pre-marking. It gets the pre-marking personnel off the road and safely in the truck.



Lane Turnouts

Even cumbersome intersections are quickly completed with the RoadLazer.



Long Lines

With high production speed capability and ample paint supply, the RoadLazer is ideal for any size job. With the spray gun boom arm closer to the chassis' pivot point, straight lines become the norm rather than the exception.



Temporary Highway Roads

For construction sites that need "same-day striping" and temporary roads, the RoadLazer quickly and inexpensively handles all your striping needs. It breezes through tough road conditions like scarified road surfaces.



Airports

Keeping the edges of wider lines sharp is key to airport striping. RoadLazer produces less overspray and crisp line edges with uniform film thickness. Easily sprays 36" lines. Simultaneous two-color painting offers time savings when highlighting yellow taxi-way lines with black paint.



Curves

The proximity of the striping guns closer to the pivot point of the vehicle guarantees more natural, flowing curves without steering wobble.





Specifications

Maximum Working Pressure:

2000 psi (133 bar)

Flow Rate:

Up to 2.5 gpm

(9.5 lpm) per pump

Operating Pressure of Air

Actuated Guns: Up to 200 psi
(13 bar)

Weight:

(Empty/Full) – Gross trailer weight, 1090/1415 lbs (494/642 kg); Gross tongue weight (each), 380/470 lbs (172/213 kg); Gross axle weight, 430/480 lbs (195/218 kg)

Engine:

18 hp

Fluid Connections:

Two 3/8 npt (f) ports per pump

Air Connections:

1/4 npt (f) air inlets

Hydraulic Oil Reservoir

Capacity: 12 gal (45 L)

Wetted Parts:

303, 316 & 416 Series Stainless Steel, Tungsten Carbide, Acetal Homopolymer, Leather

Vehicle and hitch capacity must meet RoadLazer Specifications:

The RoadLazer trailer, with full bead tank, requires a minimum payload capacity of 1,400 lbs (635 kg). The weight of the striping paint, additional truck cargo and passengers, other than the driver, must be added to the 1,400 lbs (635 kg) capacity requirement of the RoadLazer, and must not exceed the total payload capacity of the truck. As defined by the SAE Standard J684 "Class 4" hitch requirements, the tow-hitch minimum rated capacity is 7,500 lbs (3401 kg) Gross Trailer Weight (GTW). Graco recommends a vehicle wheel base of at least 130 in (3302 mm) for normal highway use. Recommended hitch manufacturers available upon request.

Available RoadLazer Configurations

Depending upon your striping needs, RoadLazer is available in four different configurations.

3 Pump Model 231378

- Double line striping speeds to 10 mph (16 km/h)
- Instantaneous color availability and selection (5 mph/color) (8 km/h/color)
- 3 gun capability (up to 36 in [914 mm] wide lines)
- Simultaneous two-color striping (up to three lines)


2 Pump Model 231572

- Double line striping speeds to 10 mph (16 km/h)
- Potential for instantaneous color availability and selection
- 3 gun capability at reduced speeds
- Simultaneous two-way striping (up to two lines)

1 Pump Model 231571

- Double line striping speeds to 5 mph (8 km/h)
- Single line (center or edge-line) striping speeds to 10 mph (16 km/h)
- Single pump system allows color change in only minutes

United States Patent Numbers:
5,368,232 and 5,947,385




SIDE VIEW
Edge-line Striping Position



Accessories

RoadLazer Product Description	Part #	Manual #
3rd Gun Kit 1 Paint Gun, 1 Bead Gun, 2 Mac Valves, Paint and Bead Hose	244275	308678
Hand Gun Bead Accessory 1 Deflector, 1 Tube, 1 Ball Valve, 1-3/8" Nylon Hose, 1 Tank Fitting	238957	308679
Remote Digital Speed Indicator 1 LCD Display, 1 Output Cable	238963	308680
Video Guidance System 1 Camera, 1 Monitor, Hardware	238683	308617
2nd Stencil Gun Kit 1 Flex Gun, 1-50 ft (15 m) Hose, 1 Clamp Assembly	238958	308681
Gallon Totalizer Kit 1 Sensor Bracket (requires one per pump)	238954	308682
Spare Tire Kit Tire and Wheel Assembly	239029	308670D
Y-Straine Kit In-line Paint Strainer Kit 75 psi (5 bar) Maximum Working Pressure	240499	308835

Part #	Product Description
238793	Displacement Pump Repair Kit
238339	Paint Gun Repair Kit
238340	Bead Gun Repair Kit
235474	Flex Gun Repair Kit
See Pump Manual	Sleeve Removal Kit
206995	Throat Seal Liquid (32 oz)
238952	Replacement Hose
238944	Hitch Kit



BACK VIEW

Storage and Transport Position

FRONT VIEW





ABOUT GRACO

PROVEN QUALITY. LEADING TECHNOLOGY.

Founded in 1926, Graco is a world leader in fluid handling systems and components. Graco products move, measure, control, dispense and apply a wide range of fluids and viscous materials used in vehicle lubrication, commercial and industrial settings.

The company's success is based on its unwavering commitment to technical excellence, world-class manufacturing and unparalleled customer service. Working closely with qualified distributors, Graco offers systems, products and technology that set the quality standard in a wide range of fluid handling solutions. Graco provides equipment for spray finishing, protective coating, paint circulation, lubrication, and dispensing sealants and adhesives, along with power application equipment for the contractor industry. Graco's ongoing investment in fluid management and control will continue to provide innovative solutions to a diverse global market.

GRACO LOCATIONS

MAILING ADDRESS

P.O. Box 1441
Minneapolis, MN 55440-1441
Tel: 612.623.6000
Fax: 612.623.6777

AMERICAS

MINNESOTA

Worldwide Headquarters
Graco Inc.
88 -11th Avenue N.E.
Minneapolis, MN 55413

EUROPE

BELGIUM

European Headquarters
Graco N.V.
Industrieterrein - Oude Bunders
Slakweidestraat 31
3630 Maasmechelen,
Belgium
Tel: 32.89.770.700
Fax: 32.89.770.777

ASIA PACIFIC

AUSTRALIA

Graco Australia Pty Ltd
P.O. Box 558
Level 2 / 541 Blackburn Rd.
Mount Waverley VIC 3149
Australia
Tel: 61.3.9550.0848
Fax: 61.3.9550.0816

CHINA

Graco Fluid Equipment
(Shanghai) Co. Ltd.
Room 118 1st Floor
No.2 Xin Yuan Building
No.509 Cao Bao Road
Shanghai, P.R. China 200233
Tel: 86.21.649.50088
Fax: 86.21.649.50077

INDIA

Graco (HK) Ltd. India Liaison Office
Room 103, Level 4, Augusta Point
Golf Course Road
Gurgaon, Haryana, India 122001
Tel: +91.124.435.4208

JAPAN

Graco K.K.
1-27-12 Hayabuchi
Tsuzuki-ku
Yokohama City, Japan 2240025
Tel: 81.45.593.7300
Fax: 81.45.593.7301

KOREA

Graco Korea Inc.
Choheung Bank Building
4th Floor #1599
Gwanyang-Dong, Dongan-Ku,
Anyang-Si, Gyunggi-Do,
Korea 431-060
Tel: 82(Korea).31.476.9400
Fax: 82(Korea).31.476.9801

SALES/DISTRIBUTION/SERVICE

Call today for product information or to request a demonstration.

1.877.84GRACO (1-877-844-7226) or visit us at www.graco.com.

Graco Inc. is registered to I.S. EN ISO 9001

North America
Industrial Customer Service
800-328-0211
FAX 877-340-6427